



# Kentucky High School Athletic Association

2280 Executive Drive ° Lexington, KY 40505 ° www.khsaa.org ° (859)299-5472 (859)293-5999 (fax)

## MEMORANDUM

To: Superintendent, Principal, and Athletic Director  
Shawnee High School

From: Brigid L. DeVries, Commissioner  
Larry Boucher, Assistant Commissioner *LB*


Date: April 30, 2004

Subject: 2003-2004 Title IX Annual Report Forms Submission

Enclosed please find a copy of Form T-65, The 2003-2004 Title IX Annual Report Forms Checklist. In addition, you may find an attachment with corrected copies of the forms submitted by your school personnel. Please review this information so the forms can be completed accurately in the future.

Also, KHSAA Audit Staff may have requested a re-submission of some of the 2003-2004 Annual Report Forms or need additional information on your athletic programs. Please submit this information by the date requested if this is applicable. Copies and all KHSAA Title IX documents must be kept current and included in your permanent Title IX File at the school. All documents are subject to Open Records Requests.

Should you need any further information, please do not hesitate to call anytime.



## MEMORANDUM

TO: KHSAA Member School Superintendents, Principals, and Athletic Directors

FROM: Brigid L. DeVries, Commissioner  
Larry Boucher, Executive Assistant Commissioner

DATE: April 30, 2004

RE: 2004 Title IX Forms Submission

School	Shawnee High School	Reviewed by	Phyllis Catlett
--------	---------------------	-------------	-----------------

The following is a status report regarding the required 2003 - 2004 Title IX submission of forms due in to the KHSAA office by April 15, 2004. Appropriate audit personnel have reviewed these forms and the following is a summary of this review.

### I. Checklist of Forms properly submitted in a satisfactory manner:

✓	GE 19 (Annual Verification)	✓	T-36 (Budget Expenses)
✓	T-1 (Summary Program Chart 1)	✓	T-41 (Checklist – Overall Interscholastic Program)
✓	T-2 (Summary Program Chart 2)		T-60 (Corrective Action Plan)
✓	T-3 (Summary Program Chart 3)	✓	T-63 (Interscholastic Survey Results)
✓	T-4 (Summary Program Chart 4)	✓	T-68 (Five Year Summary)
✓	T-35 (Budget Expenses)		

### II. Status

A.		2003 – 2004 Forms are satisfactory and no further information or action is necessary at this time.
B.	✓	Errors have been noted with respect to the following forms: <ul style="list-style-type: none"> <li>▪ Form T-60; The form is incomplete – There are no items listed for correction in the athletic program. School personnel are to review previous Corrective Action Plans (Form T-60) to follow-up on status of on-going projects (ex. locker rooms, travel equity). Form T-60 is to be resubmitted to the KHSAA no later than <b>June 15, 2004</b>.</li> </ul>
C.		The following forms were omitted and must be submitted by school representatives:
D.	✓	Other Recommendation and Comments: <ul style="list-style-type: none"> <li>▪ The Student Interest Survey (Form T-61) should be distributed to students in grades 9-11. Seniors should not be surveyed.</li> <li>▪ It is recommended that your Gender Equity Review Committee meet at least once during the fall sports season, once during the winter sports season and once during the spring sports season.</li> <li>▪ It is not clear how expenditures for boys' and girls' basketball in equipment &amp; supplies and travel could be <u>exactly</u> the same amount. The same is questionable about track and tennis.</li> </ul>

SCHOOL NAME

Shawnee

2003-2004

TITLE IX

CORRECTIVE ACTION PLAN

To complete this form, indicate the intended area which needs corrective action, the suggested change and time table for implementation. You may copy this form as needed. Please attach corrective action plans along with audit forms and submit by April 15, 2004.

ITEM FOR CORRECTION	SUGGESTED CHANGE	TIME TABLE FOR CORRECTIVE ACTION

For all areas currently identified as items for correction, an intended corrective action explanation is needed. THIS FORM SHALL BE TYPED.

Principal's Signature:

*[Handwritten Signature]*

Date:

*4/12/04*



**2003-2004 KENTUCKY HIGH SCHOOL ATHLETIC ASSOCIATION  
ANNUAL VERIFICATION OF TITLE IX PROCEDURES**  
(To be submitted by April 15, 2004 along with other required forms)

APR 14 2004

The SHAWNEE High School, LOUISVILLE, Kentucky  
(Name of High School) (City)

certifies to the Kentucky High School Athletic Association that the following is an accurate and true representation of the facts surrounding compliance with 20 U.S.C. Sections 1681-1688, et. Seq. (also known as Title IX)

I certify the following provisions in accordance with records at the school contained in the permanent Title IX file, and to the best of my knowledge have completed the following tasks. (All boxes must be checked)

- Established a gender equity committee at the high school. (list committee personnel and provide attachment if necessary)

Name	Address	Phone	Title
EVELYN SPURLEY	4405 PARKER	778-0654	
CLINT LOVELY	15209 SILVERTON LN.	412-1547	Girls BASKETBALL
DRANE SCRIVENER	2620 W. JEFFERSON	778-4905	SUPPORT STAFF
DR. Rhonda GRAF	8812 LAKERIDGE DR.	935-6950	Asst. A.D.
ERICA DUNN	405 N. 38 <sup>th</sup> ST.	776-1587	STUDENT

- Scheduled a minimum of three meetings during the 2003-2004 school year on the following dates:

JUNE 4, 2003  
JUNE 18, 2003  
JULY 9, 2003

- Designated the following person(s) as the Title IX coordinator for the school:

William GREEN Athletic Director 4018 W. MARKET 485-8683  
Name Title Address Phone

- School personnel are continuing to make periodic reviews of the boys and girls athletics program reflected in the Corrective Action Plan.

- In addition to the above information, the above referenced school maintains a complete permanent file relative to Title IX records including copies of the self-assessment audit, all corrective action plans, and other related materials.

Principal's Signature

3/25 2004  
Date

Superintendent Signature

School Board Chairpersons' Signature  
(Send original copy to KHSAA - Maintain duplicate in Title IX school folder)

**ACCOMMODATION OF INTERESTS AND ABILITIES  
SUMMARY PROGRAM CHART 1**

**Participation Opportunities Test One**

		(Column 1)	(Column 2)	(Column 3)	(Column 4)
	Program	Enrollment	Percentage of Total Enrollment	Number of Interscholastic Participants (double and triple count)	Percentage of Total Participation
Row 1	GIRLS	241	41.55%	61	42.7%
Row 2	BOYS	339	58.45%	82	57.3%
Row 3	Totals	580	100%	143	100%

Instructions:

\*Number of 8<sup>th</sup> grade students & below used in Column 3 and Column 4 calculations if applicable: \_\_\_\_\_

- Determine the total number of girls enrolled, (place in Row 1, Column 1). Determine the total number of boys enrolled, (place in Row 2, Column 1).
- Add the total number of girls and boys enrolled to determine total enrollment, (place in Row 3, Column 1).
- Calculate the percentage of total enrollment that is female. (Divide Row 1, Column 1 by row 3, Column 1 and place in Row 1, Column 2.) Calculate the percentage of total enrollment that is male. (Divide Row 2, Column 1 by Row 3, Column 1 and place in Row 2, Column 2.) Note: Row 1, Column 2 plus Row 2, Column 2 should total 100%.
- Ask the head coaches to review the most updated eligibility or squad lists for their teams. Ask coaches to confirm the names of those individuals who are on the team as of the **first date of competition**, and cross out the names of those who were cut from the team or quit the team prior to the first competitive event. Determine the total number of interscholastic athletics participants that are girls, (and place in Row 1, Column 3). In order to determine the total number of athletics participants, an individual should be counted each time he or she participates on a team. For example, if Jane Doe competes on the varsity volleyball team, the junior varsity volleyball team, the junior varsity basketball team, and the varsity softball team, she should be counted as four participants (**do not include club or intramural sports participants, cheerleaders, dance teams, or pom squads**). Calculate the same way for boys and girls. \* In addition, should 8<sup>th</sup> grade students and below play on a Freshman, Junior Varsity, or Varsity team, they should also be counted for each team and sport on which they participate. If applicable, please asterisk the above notation as to how many 8<sup>th</sup> grade students & below are included in the totals. Using the same procedure, determine the total number of interscholastic athletic participants that are boys, (and place in Row 2, Column 3). Add Row 1, Column 3 plus Row 2, Column 3 to get total participants and place in Row 3, Column 3.
- Calculate the percentage of female participation. (Row 1, Column 3 divided by Row 3, Column 3 and place in Row 1, Column 4.) Calculate the percentage of male participation. (Row 2, Column 3 divided by Row 3, Column 3 and place in Row 2, Column 4.) Note: Row 1, Column 4 plus Row 2, Column 4 should total 100%.

Note: While being within three percent is not a formal compliance standard; if the percent listed in Row 1, Column 4 is within 3% of Row 1, Column 2, then it provides a good target within which compliance is likely.

Principal's Signature: \_\_\_\_\_

Date: \_\_\_\_\_

**ACCOMMODATION OF INTERESTS AND ABILITIES  
SUMMARY PROGRAM CHART 2**

Participation Opportunities Test Two

		Column 1	Column 2	Column 3	Column 4	Column 5	
Program		Number of Teams Currently Offered	Number of Participants	Number of Teams Added in Last Five Years	Number of Participants Added in Last Five Years	Percent of Total Participation By Sex Added in Last 5 Years	
GIRLS	Row 1	varsity:	4	43	2	7	
	Row 2	j.v.:	1	18			
	Row 3	frosh:	0	0			
	Row 4	total:	5	61	2	7	11.48%
BOYS	Row 5	varsity:	5	45	1	3	
	Row 6	j.v.:	2	27			
	Row 7	frosh:	2	10	1	7	
	Row 8	total:	9	82	2	10	12.20%

- For Column 1, list the number of interscholastic teams offered for girls and boys at each competitive level (varsity, junior varsity, and freshman). For girls, total each of the entries in Rows 1, 2, and 3 into Row 4. For boys, total Rows 5, 6, and 7 into Row 8.
- For Column 2, list the number of participants at each level. For girls, total each of the entries in Rows 1, 2, and 3 into Row 4. For boys, total Rows 5, 6, and 7 into Row 8. **Note:** The totals in Row 4 for girls and in Row 8 for boys must be the same as the totals in Form T-1, Column 3, Rows 1 and 2 respectively.
- For Column 3, list the number of interscholastic teams that have been added in the last five years at each competitive level. Count each team added during the 5 year period only one time. e.g. Girl's junior varsity soccer was added 3 years ago, count the team only once, not 3 times. For girls, total the entries in Rows 1, 2, and 3 into Row 4. For boys, total Rows 5, 6, and 7 into Row 8.
- For Column 4, list the number of participants that are currently on each level of the teams that were added in the last five years. If a team was added previously but no longer exists, there are no current participants to be added for that team. For girls, total the entries in Rows 1, 2, and 3 into Row 4. For boys, total Rows 5, 6, and 7 into Row 8.
- For Column 5, calculate the percentage of participants that have been added in the last five years. For girls, take the number in Column 4, Row 4 and divide by the number in Column 2, Row 4. For boys, take the number in Column 4, Row 8 and divide it by the number in Column 2, Row 8.

Note: If the percentage of current participants added in the last five years is 25% or greater, compliance with test two may be possible. If less than 25%, then compliance with test three should be analyzed. CAUTION: 25% is not a formal compliance standard.

Principal's Signature: \_\_\_\_\_


Date: \_\_\_\_\_

**2003-2004**  
**ACCOMMODATION OF INTERESTS AND ABILITIES**  
**SUMMARY PROGRAM CHART 3**

**Participation Opportunities Test Three**

FOR ANY QUESTION ANSWERED "YES" IDENTIFY THE RESPECTIVE SPORT(S).

	GIRLS (Yes / No)		BOYS (Yes / No)
1. For a sport not currently played at the interscholastic level (varsity, junior varsity, or freshman) in your school, is there an intramural team offered for that sport?	No		No
2. For a sport <u>not</u> currently offered in your interscholastic athletics program, is there sufficient interest to form a viable interscholastic team based on participation on an intramural team or community recreation teams?	No		No
3. For a sport <u>not</u> currently offered, is there sufficient interest to form a viable interscholastic team based on student responses from the interscholastic survey?	No		No
4. For a sport currently offered at the varsity level only, is there sufficient interest to form a viable team for a junior varsity, or freshman team that is not currently offered?	No		No
5. For a sport currently offered at the junior varsity or freshman level is there sufficient interest to form a varsity team not currently offered?	No		No
6. If you answered YES to question (1), (2), (3), (4), or (5), are there enough high schools in your geographic area offering the sport (at the appropriate level) to allow for the development of a reasonable schedule of competition?			

Principal's Signature:  Date: 4/12/04

**2003-2004**  
**ACCOMODATION OF INTERESTS AND ABILITIES**  
**SUMMARY PROGRAM CHART 4**

**Levels of Competition Test One**

		Column 1	Column 2	Column 3
Girls	Team Levels	Number of Teams Currently Offered	Number of Participants	Percentage of Participants at Each Level
Row 1	varsity:	4	43	70.49%
Row 2	j.v.:	1	18	29.51%
Row 3	frosh:	0	0	
Row 4	total:		61	100%
<b>Boys</b>				
Row 5	varsity:	5	45	54.88%
Row 6	j.v.:	2	27	32.93%
Row 7	frosh:	2	10	12.19%
Row 8	total:		82	100%

- 1) Column 1, list the number of interscholastic teams offered for girls and boys at each competitive level; varsity, junior varsity, and freshman. (Refer to Form T-2, Accommodation of Interests and Abilities, Summary Program Chart 2, Column 1.)
- 2) For Column 2, list the number of participants at each level. For girls, total the entries in Rows 1, 2, and 3 into Row 4. For boys, total the entries in Rows 5, 6, and 7 into Row 8. (Refer to Form T-2, Accommodation of Interests and Abilities, Summary Program Chart 2, Column 2.)
- 3) For Column 3, calculate the percentage of female and male participants at each level.  
For girls' varsity, junior varsity, and frosh, respectively:
  - Divide Column 2, Row 1 by Column 2, Row 4, and place the percentage in Column 3, Row 1.
  - Divide Column 2, Row 2 by Column 2, Row 4, and place the percentage in Column 3, Row 2.
  - Divide Column 2, Row 3 by Column 2, Row 4, and place the percentage in Column 3, Row 3.
  -
 For boys' varsity, junior varsity, and frosh, respectively:
  - Divide Column 2, Row 5 by Column 2, Row 8, and place the percentage in Column 3, Row 5.
  - Divide Column 2, Row 6 by Column 2, Row 8, and place the percentage in Column 3, Row 6.
  - Divide Column 2, Row 7 by Column 2, Row 8, and place the percentage in Column 3, Row 7.

Principal's Signature:  Date: 4/12/04



**2003-2004**  
**BUDGETED AND ACTUAL EXPENDITURES - PROGRAM COMPARISON CHART**  
**TO INCLUDE BOOSTER CLUB FUNDING**

	equipment and supplies		travel		awards		coaches' salaries (to include supplemental and extended employment)		facilities improvements		publications (if sport-specific)	
	B	E	B	E	B	E	B	E	B	E	B	E
G basketball	0	950	850	850	21	21	0	10101	-	-	-	-
B basketball	0	950	850	650	28	28	0	10101	-	-	-	-
G softball	-	-	-	-	-	-	-	-	-	-	-	-
B baseball	-	-	-	-	-	-	-	-	-	-	-	-
G cross country	-	-	-	-	7	7	0	2658	-	-	-	-
B cross country	-	-	100	-	7	7	0	2658	-	-	-	-
G golf	-	-	-	-	-	-	-	-	-	-	-	-
B golf	-	-	-	-	-	-	-	-	-	-	-	-
G soccer	-	-	-	-	-	-	-	-	-	-	-	-
B soccer	-	-	-	-	-	-	-	-	-	-	-	-
G swimming	-	-	-	-	7	7	0	2127	-	-	-	-
B swimming	-	-	-	-	7	7	0	2127	-	-	-	-

- Budget and expenditures on this 2003-2004 year report due by April 15, 2004, should reflect the total monies budgeted and spent for the entire year of 2002-2003 ending June 30, 2003.
- "B" is for budgeted dollar amounts and "E" is for actual dollar expenditures.
- Booster Club Funding/Contributions must be included in the expenditures total.
- Indicate percentage of total expenditures for each gender: Total Expenditures \$ 33449 % for boys 49 % for girls 51

Principal's Signature: \_\_\_\_\_

*[Handwritten Signature]*

Date: 4/12/04

2003-2004  
**BUDGETED AND ACTUAL EXPENDITURES - PROGRAM COMPARISON CHART 2**  
 TO INCLUDE BOOSTER CLUB FUNDING

Teams	equipment and supplies		travel		awards		coaches' salaries (to include supplemental and extended employment)		facilities improvements		publications (if sport-specific)	
	B	E	B	E	B	E	B	E	B	E	B	E
G track	-	450	650	650	21	21	0	3190	-	-	-	-
B track	-	450	650	-	21	21	0	3190	-	-	-	-
G tennis	30	30	-	-	14	14	0	2658	-	-	-	-
B tennis	30	30	-	-	7	7	0	2658	-	-	-	-
G volleyball	-	-	-	-	-	-	-	-	-	-	-	-
B wrestling	-	-	-	-	7	7	0	3190	-	-	-	-
G (list sport)												
B (football)	3300	3300	-	-	28	28	0	13291	1500	1500	-	-
G (list sport)												
B (list sport)												

- Budget and expenditures on this 2003-2004 year report due by April 15, 2004, should reflect the total monies budgeted and spent for the entire year of 2002-2003 ending June 30, 2003.
- "B" is for budgeted dollar amounts and "E" is for actual dollar expenditures.
- Booster Club Funding/Contributions must be included in the expenditures total.
- Indicate percentage of total expenditures for each gender. Total Expenditures \$ 33185 % for boys 78 % for girls 22


Principal's Signature: *M. Shore* Date: 4/20/04

## 2003-2004 KHSAA TITLE IX ATHLETICS AUDIT

KHSAA  
Form T41  
Rev. 8/03

### Checklist - Overall Interscholastic Athletics Program

Areas of Compliance	ADVANTAGE TO (Respond based on Internal Evaluation by checking the appropriate column.)		
	GIRLS' PROGRAM	BOYS' PROGRAM	NEITHER PROGRAM
<b>OPPORTUNITIES</b>			
Accommodation of Interest and Abilities			✓
<b>BENEFITS</b>			
Equipment and Supplies			✓
Scheduling of Games and Practice Time			✓
Travel and Per Diem Allowances			✓
Coaching			✓
Locker Rooms, Practice and Competitive Facilities			✓
Medical and Training Facilities and Services			✓
Publicity			✓
Support Services			✓
Athletic Scholarships	N/A	N/A	N/A
Tutoring	N/A	N/A	N/A
Housing and Dining Facilities and Services	N/A	N/A	N/A
Recruitment of Student Athletes	N/A	N/A	N/A

Principal's Signature: 

Date: 4/12/04

**2003-2004 INTERSCHOLASTIC ATHLETICS SURVEY**  
Summary of Student Responses

School Name	Shawnee High School
School Enrollment	580
Date	8/15
Completed By	William Green

Instructions:

1. Summarize the Student Athletics Interest Surveys Form T-61 by listing the total number of responses on the line next to each sport.
2. Under the Other Category please provide a listing of the sports as well as the number of students who are interested in participating.
3. Please sign and date the Summary Form (T-63) and mail the Summary Form only to the KHSAA by April 15, 2004. Do not mail the student surveys (Form T-61). However, these Forms should be maintained in your files in the event they are requested subsequently.

580 Number of Surveys

473 Total Returned (A minimum of 80% return is expected)

9-12 Grades Surveyed

How Was The Survey Administered? all homerooms  
(e.g. was it given in all English classes, or all home rooms, or advisee/advisor?)

Fall Sports (List Total Number of Participation Responses)

5 Cross Country (Girls)  
10 Cross Country (Boys)  
1 Field Hockey (Girls)  
75 Football (Boys)  
3 Golf (Girls)  
5 Golf (Boys)  
3 Soccer (Girls)  
7 Soccer (Boys)  
4 Volleyball (Girls)  
1 Volleyball (Boys)

Winter Sport (List Total Number of Participation Responses)

43 Basketball (Girls)  
92 Basketball (Boys)  
2 Gymnastics (Girls)  
28 Indoor Track (Girls)  
35 Indoor Track (Boys)  
1 Swimming & Diving (Girls)  
2 Swimming & Diving (Boys)

Spring Sport (List Total Number of Participation Responses)

8 Baseball (Boys)  
4 Fast Pitch Softball (Girls)  
2 Slow Pitch Softball (Girls)  
12 Tennis (Girls)  
10 Tennis (Boys)  
23 Track (Girls)  
27 Track (Boys)

Other Sports (From Student Survey T-61 Question 10)

Name of Sport	Number of Students Interested In Participating
_____	_____
_____	_____
_____	_____
_____	_____
_____	_____
_____	_____
_____	_____
_____	_____

Number of Students who participate in Intramural Sports.  
 (From Student Survey T-61 Question 5)

Sport	Number
_____	_____
_____	_____
_____	_____
_____	_____
_____	_____
_____	_____

List Intramural Sports students are interested in adding:  
 (From Student Survey T-61 Question 6)

Sport	Number
<u>Basketball</u>	<u>73</u>
<u>Bowling</u>	<u>9</u>
<u>Softball</u>	<u>5</u>
<u>Volleyball</u>	<u>3</u>
<u>Golf</u>	<u>2</u>
<u>Baseball</u>	<u>4</u>

Participation in Non-School Sports Activities  
 (From Student Survey T-61 Question 7)

Sport	Number
Basketball	123
Baseball	13
Softball	7
Bowling	4

Reasons for not participating in interscholastic athletics.  
 (From Survey Question 8)

Response	Number
<u>27</u> I prefer other activities such as band, chorus, etc.	
<u>330</u> I don't have time	
<u>24</u> The practice schedules and game times are inconvenient	
<u>2</u> The sport I like isn't offered	
<u>2</u> It's too expensive	
<u>23</u> I prefer to participate in club or intramural sports	
<u>278</u> Working	
<u>3</u> Other	

Student Suggestions to encourage participation

---



---



---



---



---

  
 Principal's Signature

4/12/07  
 Date

SCHOOL NAME

Shawnee

2003-2004

TITLE IX

CORRECTIVE ACTION PLAN

KHSAA  
Form T69  
Rev. 8/03

*[Handwritten signature]*  
7/14/04

To complete this form, indicate the intended area which needs corrective action, the suggested change and time table for implementation. You may copy this form as needed. Please attach corrective action plans along with audit forms and submit by April 15, 2004.

ITEM FOR CORRECTION	SUGGESTED CHANGE	TIME TABLE FOR CORRECTIVE ACTION
Add Women Sports	Add Volleyball and Freshmen Girls Basketball	Fall 2004

For all areas currently identified as items for correction, an intended corrective action explanation is needed. THIS FORM SHALL BE TYPED.

Principal's Signature:

*[Handwritten signature]*

Date:

7/12/04